

SATs Information

March
2025



Your children will soon take their
Key Stage 1 National Curriculum Assessments

A Presentation to Parents
From The Holy Cross Year Two Team

Thank you for your attendance!

The SAT Assessments

Towards the end of Year 2, children will take assessments in:







- **Reading**
- **Maths**

Holy Cross will administer the English: **Grammar, Punctuation and Spelling** SAT assessment in order to inform our teacher-assessed level in Writing.

All assessments will take place during **June**.

Do not book any holidays before or during this time!

The importance of reading comprehension questions!

Vocabulary Draw upon knowledge of vocabulary in order to understand the text. 	Infer Make inferences from the text. 	Predict Predict what you think will happen based on the information that you have been given. 	Explain Explain your preferences, thoughts and opinions about the text. 	Retrieve Identify and explain the key features of fiction and non-fiction texts such as: characters, events, titles and information. 	Sequence Sequence the key events in the story. 
Example questions <ul style="list-style-type: none"> • What does the word mean in this sentence? • Find and copy a word, which means • What does this word or phrase tell you about.....? • Which word in this section do you think is the most important? Why? • Which of the words best describes the character/setting/ mood etc? • Can you think of any other words the author could have used to describe this? • Why do you think is repeated in this section? 	Example questions <ul style="list-style-type: none"> • Why was..... feeling.....? • Why did happen? • Why did say • Can you explain why.....? • What do you think the author intended when they said.....? • How does make you feel? 	Example questions <ul style="list-style-type: none"> • Look at the book cover/blurb - what do you think this book will be about? • What do you think will happen next? What makes you think this? • How does the choice of character or setting affect what will happen next? • What is happening? What do you think happened before? What do you think will happen after? • What do you think the last paragraph suggests will happen next? 	Example questions <ul style="list-style-type: none"> • Who is your favourite character? Why? • Why do you think all the main characters are girls in this book? • Would you like to live in this setting? Why/why not? • Is there anything you would change about this story? • Do you like this text? What do you like about it? 	Example questions <ul style="list-style-type: none"> • What kind of text is this? • Who did.....? • Where did.....? • When did.....? • What happened when.....? • Why did happen? • How did? • How many.....? • What happened to.....? 	Example questions <ul style="list-style-type: none"> • Can you number these events 1-5 in the order that they happened? • What happened after • What was the first thing that happened in the story? • Can you summarise in a sentence the opening/middle/end of the story? • In what order do these chapter headings come in the story?

VIPERS

Please use these questions every time you read with your child

Reading

The **Reading** Test consists of **2** separate papers:

- **Paper 1** – consists of a combined reading prompt and answer booklet. The paper includes a list of useful words and some practice questions for teachers to use to introduce the contexts and question types to pupils. The test takes 30 minutes to complete.
- **Paper 2** – consists of an answer booklet and a separate reading booklet. There are no practice questions on this paper. Teachers can use their discretion to stop the test early if a pupil is struggling. The test takes 40 minutes to complete.
- The texts will cover a range of poetry, fiction and non-fiction.

Reading: Sample Questions

Questions are designed to assess the comprehension and understanding of a child's reading.

There are a variety of question types:
Some are multiple choice...

Multiple Choice

1 When Bella was learning to fly, she...

Tick **one**.

was lazy.

did not try hard.

did not give up.

found it easy.



1 mark

Reading: Sample Questions

In some questions they have to rank/order...

7

Number the sentences below from 1 to 4 to show the order they happened in the story.

The first one has been done for you.

William sent Bella to get help.

Fishermen came to rescue William.

The boat hit some rocks.

William went to sea on his boat.



1 mark

Reading: Sample Questions

Some are matching or Labelling...

Here is some more information about Africa.
Match each sentence to the correct heading in the booklet.
The first one has been done for you.

Creation stories describe how and why the world was made.

Introduction

Africa has deserts, forests and mountain areas.

Clothes

Traditional African clothes are made from local materials.

Music and Dance

Some African people play 'talking drums'.

Story Time

Some are Short-Answer Questions...

4 What job did Tony Ross want to do before he became a writer and illustrator?



1 mark

Reading: Sample Questions

Some are - Find and Copy Questions...

16

Look at the paragraph beginning *The greedy man began to climb the vine...*

Find and **copy one** word that means the same as *sparkle*.



1 mark

And some are Open-Ended Questions...

6

At the end of the story, Bella was happy. Why?



1 mark

What can you do to support with reading at home?

Listening to your child read can take many forms:

- First and foremost, develop a love of reading with your child.
- Enjoy stories together – reading stories to your child is equally as important as listening to your child read.
- Read a little at a time, but often. This is better than not reading for big gaps of time and then reading for long periods of time.
- Talk about the story before, during and after – discuss the plot, characters, their feelings and actions, how it makes them feel, get them to predict what might happen next and encourage your child to have their own opinions.
- Look up definitions of words together – you could use a dictionary, the Internet or an app on a phone or tablet.
- All reading is valuable – it doesn't have to just be stories. Reading can involve anything from fiction and non-fiction, poetry, newspapers, magazines, football programmes, TV guides etc.
- Visit the local library.

20 is plenty!

Children who read for
20 minutes a day...



Will have a world of
imagination & creativity
opened to them



Will have better
general knowledge



Will be exposed to 1.8
million words a year



Will improve critical
thinking skills



Will improve their
communication skills



Will have a broad
vocabulary



Will have reduced
stress levels



Will learn how to
develop empathy



Will improve their test
results



Spelling, Punctuation and Grammar

Holy Cross will administer this assessment in order to inform their teacher-assessed **writing judgements**.

The test consists of two separate papers:

- **Paper 1: Spelling** - pupils to spell **20 missing words** within a test booklet. The test is expected to take approximately 15 minutes to complete, but is not strictly timed.
- **Paper 2: Grammar, Punctuation and Vocabulary** - a combined question and answer booklet focusing on pupils' knowledge of grammar, punctuation and vocabulary. Pupils will have a 20 minutes to complete the questions in the test paper.

Grammar, Punctuation & Spelling: Sample Questions

Grammar, Punctuation and Vocabulary Paper

7 Why do the underlined words start with a **capital letter**?

On Saturday morning, Sarah and her family went on holiday to Scotland.



1 mark

8 Circle the **two** nouns in the sentence below.

You have left your pencil on the bench over there.



1 mark

Grammar, Punctuation & Spelling: Sample Questions

Grammar, Punctuation and Vocabulary Paper

- 19 Tick to show whether each sentence is written in the **past tense** or the **present tense**.

Sentence	Past tense	Present tense
Aziz gave out the paint pots.		
Aziz spills water on the table.		
Aziz needed some glue.		



1 mark

Grammar, Punctuation & Spelling: Sample Questions

Spelling Paper

1. I need to _____ my holiday suitcase.

2. The _____ is dark at night.

3. The snail hid inside its _____.

4. My friend has a new _____ sister.

Within the assessment, the spelling words are read out to the children to fill into the gaps within the sentences. In this example, the missing spelling words are: **pack**, **sky**, **shell** and **baby**. The spellings get harder throughout the test.

What can you do to support with writing at home?

- Practice and learn the weekly spelling lists.
- Encourage opportunities for writing, for example, weekly shopping lists, letters to family members, stories, poems etc.
- Write together – be a good role model to your children.
- Encourage the use of a dictionary to check spellings.
- Remember that good readers become good writers – identify good writing features when reading e.g. the vocabulary, sentence structure, punctuation etc.
- Show your appreciation: praise and encourage, even for the smallest of successes.

Mathematics

Children will sit two tests: **Paper 1 and Paper 2:**

- **Paper 1: Arithmetic** - lasts 20 minutes. It covers calculation methods for all operations.
- **Paper 2: Reasoning** - lasts for 35 minutes, which includes time for five aural questions. Pupils will still require calculation skills and questions will be varied including multiple choice, matching, true/false, completing a chart or table or drawing a shape. Some questions will also require children to show or explain their working out.

Maths: Sample Questions

Maths Paper 1: Arithmetic

15

$3 \times 3 = \boxed{}$



16

$12 \div 2 = \boxed{}$

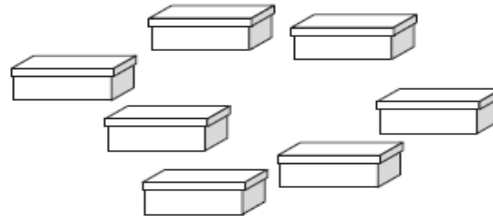


[Addition and Subtraction Games
\(topmarks.co.uk\)](http://topmarks.co.uk)

Maths: Sample Questions

Maths Paper 2: Reasoning

7



Sita puts **2** shoes in each of these boxes.

How many shoes are there altogether?

shoes

8

Complete the table.

words	digits
thirty-eight	38
	40
ninety-four	

Maths: Sample Questions

Maths Paper 2: Reasoning

27 Sita has **50** raisins.

She gives **23** to Ben.

She gives **15** to Amy.



How many raisins does Sita have left?

Show
your
working

raisins



2 marks

What can you do to support with maths at home?

- Play times tables games at home.
- Encourage your child to log on and play TTRS regularly as part of their weekly homework.
- Play mental maths and board games including counting in different amounts, forwards and backwards etc.
- Encourage opportunities for telling the time.
- Encourage opportunities for counting money e.g. finding amounts or calculating amounts when shopping.
- Look for numbers on street signs car registrations etc.
- Look for examples of 2D and 3D shapes around the home.
- Identify, weigh or measure quantities when cooking.

How else can you help your child?

- First and foremost, support and reassure your child that there is nothing to worry about and that they should always just **try their best!** Praise and encourage!
- Ensure your child has the best possible attendance at school.
- Support your child with their homework tasks – reading/spelling/maths...
- Talk to your child about what they have learnt at school.
- Make sure your child has a good night of sleep and a healthy breakfast every morning!

Useful websites

- See the handout

Useful links to support your children



Government website for KS1 past papers



Times Tables Games



CGP books that can support your children at home



Our school website with lots of links for support with Maths at home.



Topmarks



BBC Bitesize

Any questions?



Please have a look through the example papers - please don't take them away.